


- advertisement -



Get a special rate with a Home Equity Line of Credit from Citibank.

> Get Details

Variable APR as low as

Prime minus 2.26% currently 5.99% variable APR ¹ for 6 months	Prime minus 0.76% currently 7.49% variable APR ¹ thereafter
----------------------------------------------------------------------------------------------------------------------------------------------	--------------------------------------------------------------------------------------------------------------------------------------------

Bankrate.com

News & Advice

Compare Rates

Calculators

Rate Alerts

Glossary

Help

Mortgage

Home Equity

Auto

CDs & Investments

Checking & Savings

Credit Cards

Debt Management

College Finance

Taxes

Personal Finance

Real Estate Guide 2007

► Analysis by region

National statistics are meaningful, but in real estate "location, location, location" means local trends trump all.



City overview

Select an area:

► Los Angeles

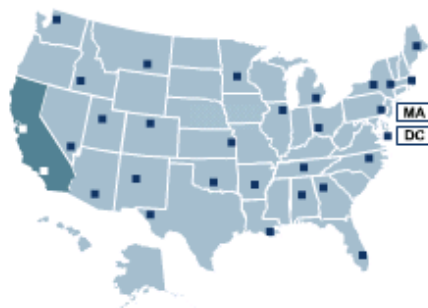


Celebrity-filled Los Angeles continues to be one of the most expensive places to live in the country, evidenced by the fact that housing prices consume 89 percent of income, according to John Burns Real Estate Consulting. That also places the town on the Housing Cycle Barometer's list of markets susceptible to a bubble. It's also the second most expensive reported condo market, at \$402,000, sandwiched in between San Francisco on the higher end and the San Diego area, according to the National Association of Realtors.

4th quarter 2006:	\$586,500
Median price 4th qtr 2005:	\$568,400
% change:	+3.2%
Projected avg price end of 2007:	\$571,490
Current avg 30-year fixed rate:	5.77%
Current avg 5/1 ARM rate	5.54%
*Affordability rating:	9.2
Foreclosures in Jan. 2006: (1 for every 1,235 households)	2,648
Foreclosures in Jan. 2007: (1 for every 1,025 households)	3,192
Change in foreclosures:	+20.54%

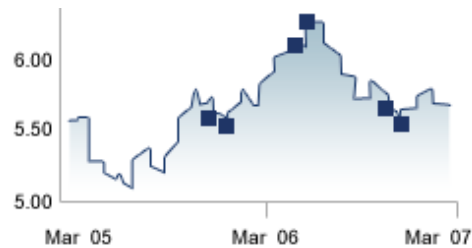
► Current rate comparison:

- **National : 5.68%**
- **California : 5.67%**



» [Click here for state vs national rates](#)

► Key market events



- Dec. '05: Median price \$568,400
- Jan. '06: 30-yr fixed rate at year's low 6.10%
- June '06: National median home price \$227,100
- June '06: Fed makes last of 17 rate hikes
- July '06: 30-yr fixed rate at year's high 6.80%
- Dec. '06: Median price rises 3.2% to \$586,500
- Jan. '07: National median home price: \$210,600